



%

%"

%"&

%" "

ž

"

"

***** *

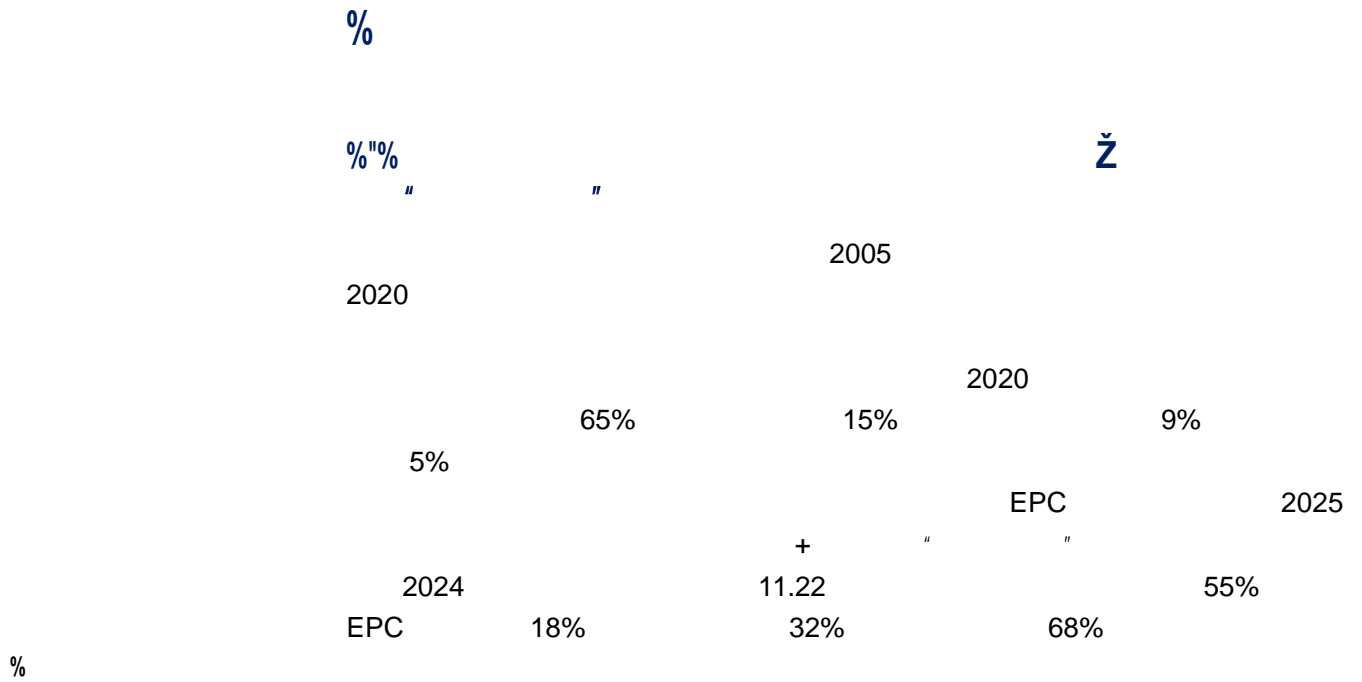
***** *

***** ,

%

)&
)'

.....&
&\$&* (,&-



上市前 | 上市后



9D7

2024

54.49% 17.85% 13.03% 11.74% 2.50%

%

2024

54.49%

12.70%

6.11

53.70%

1.46

42.65%

13.03%

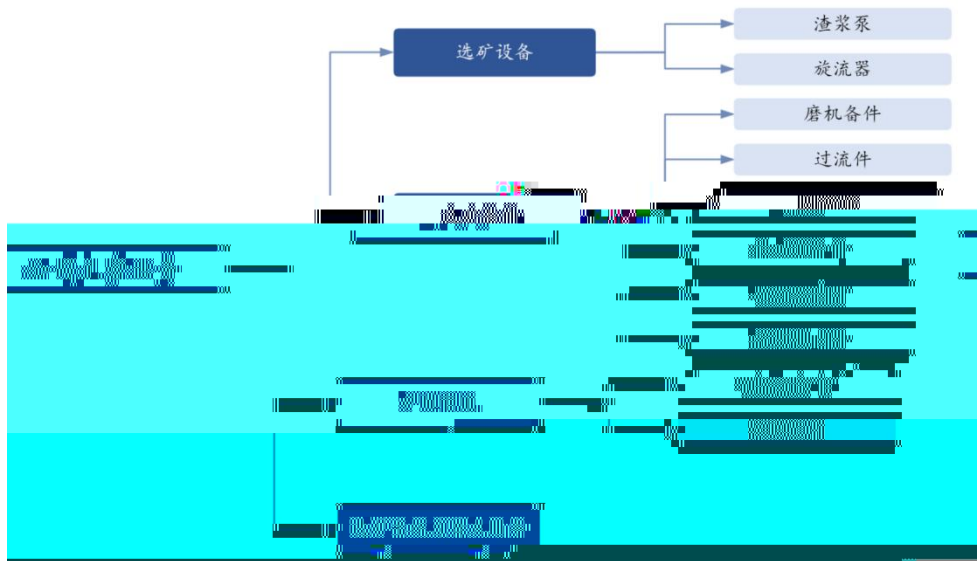
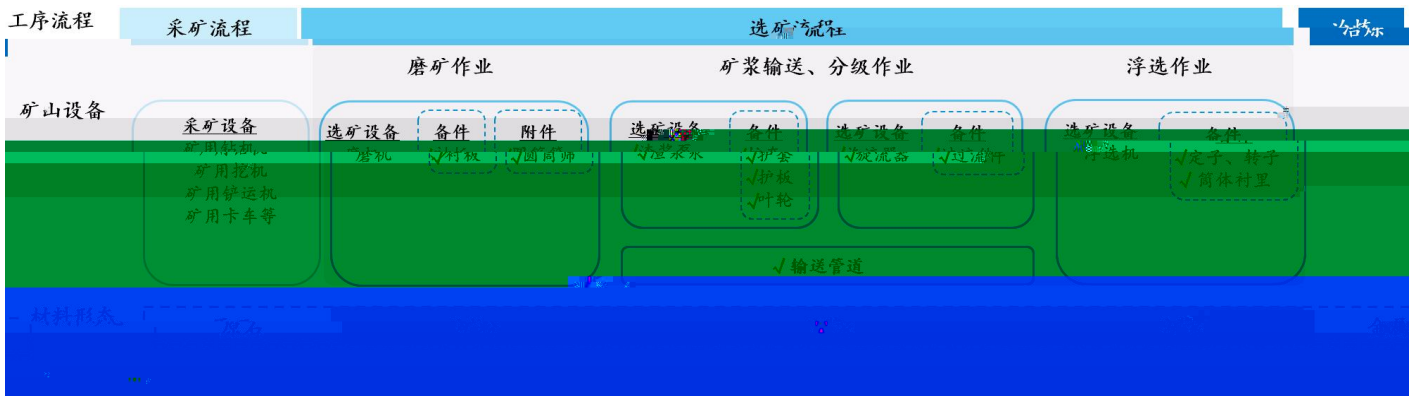
32.86%

&

9D7


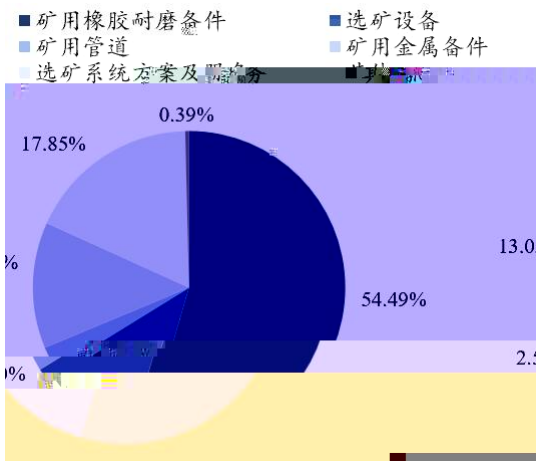
	2022	2023	2024
600	4	2023	2022
200 /	540	2024	2024
2.00	65.87%	17.85%	EPC 25.40%
1.32	0.10%	2024 11.74%	33.45%
2024 2.50%	46.95%	0.28	38.65%

&



(\$&&(\$

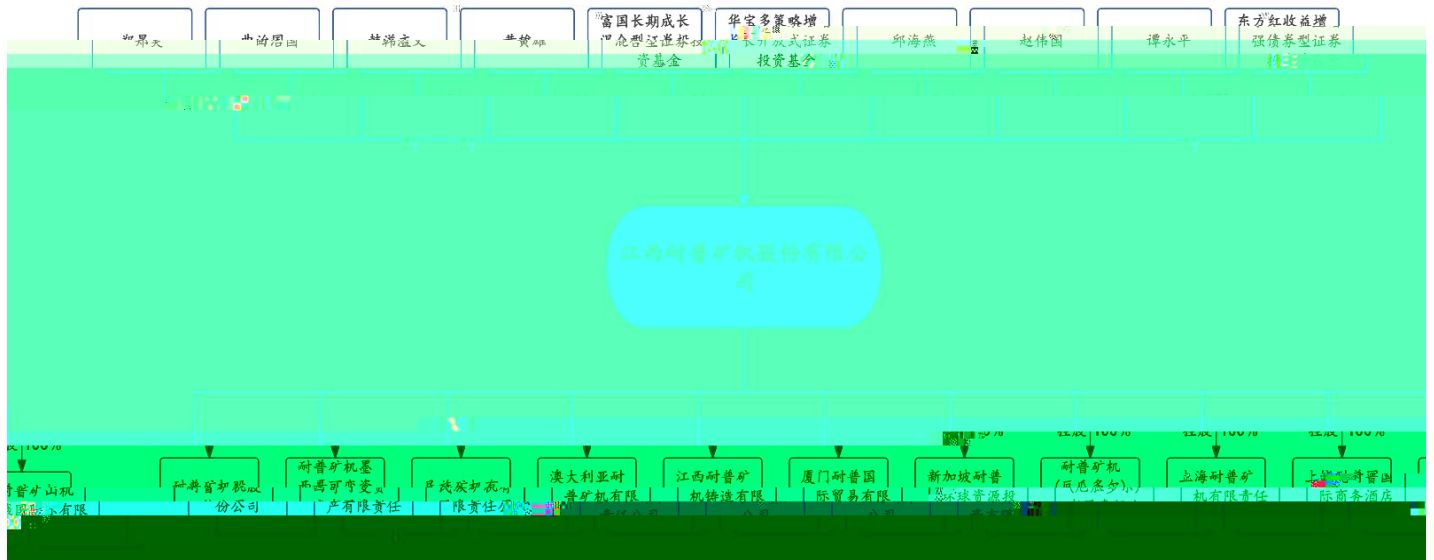
) &&&& !&&&<%)



%"&

2025 1.69
4.98% 46.48% 1.05%


* (\$&&)



%"


9D7

9D7




'\$\$,%,

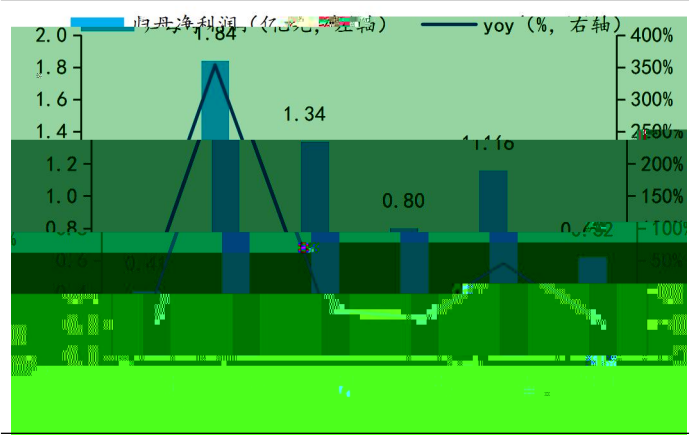
%% &\$-\$!&\$&)



%% &\$&\$!&\$&)



%% &\$&\$!&\$&)




%% !!(& !

2020	2025	2021
40.2%/30.5%/32.8%/36.5%/37.4%/41.7%		
6.8	EPC	65%
2021	2025Q3	37%-44%
25.55%-71.25%	EPC	21%-26%
		2021 2025
		17.5%/18.1%/8.9%/10.7%/8.9%
		2022 2023

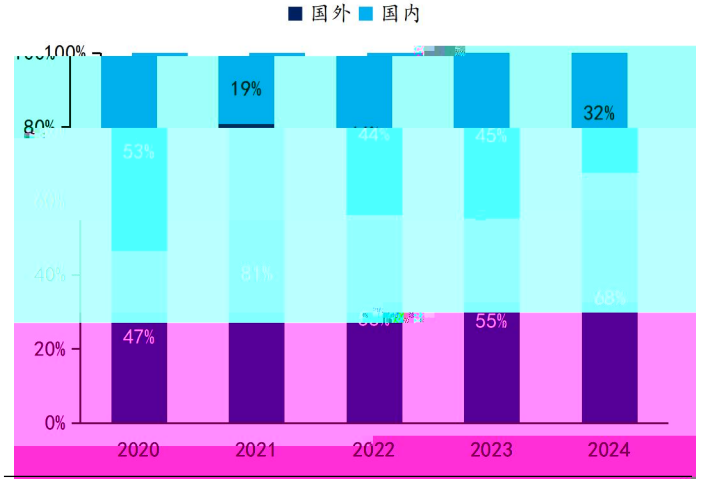
2021-2025

81% 47% 81% 56% 55% 68% 2021
6.8 EPC

%' &\$\$!&\$\$)



%(&\$\$!&\$\$)



&

&"%


%)

2014

30%


50%

%,



120	100	170		50	17000
50			10		

%-

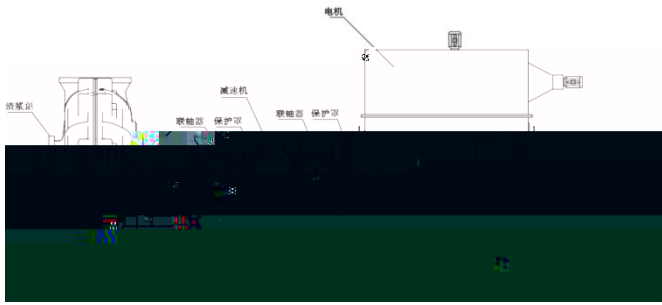


1

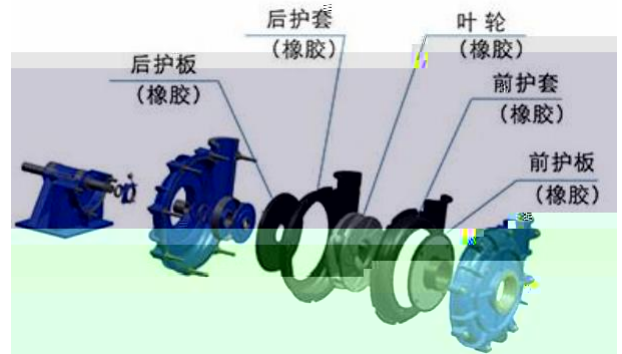
2

3


&(




&)



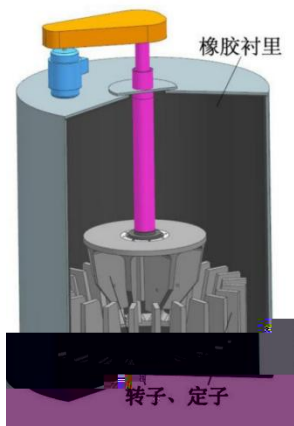
&*




&+



&,



&-




&"&

ž

S

'\$



% _____

& _____

1-3

2-6


3-6

3-6

2-6

O

%



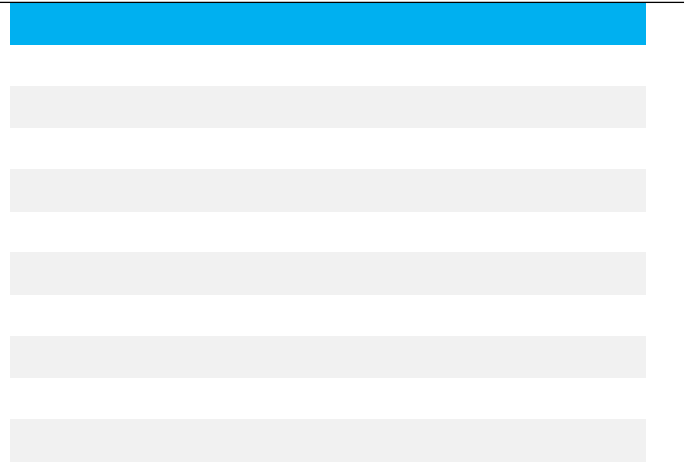
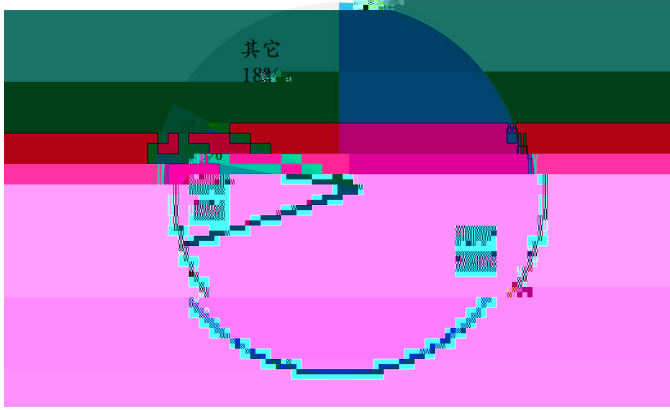
70%

8%

4%~5%

''

'(



IEA

2024	2672	2030	3135
2.7%	2024		
30%	19%		


1

2024	2%	2030	5%	2
10%	21%			
	6%	10%		


3

') &\$\$(!&\$)\$9

' * &\$\$(!&\$)\$9



IEA

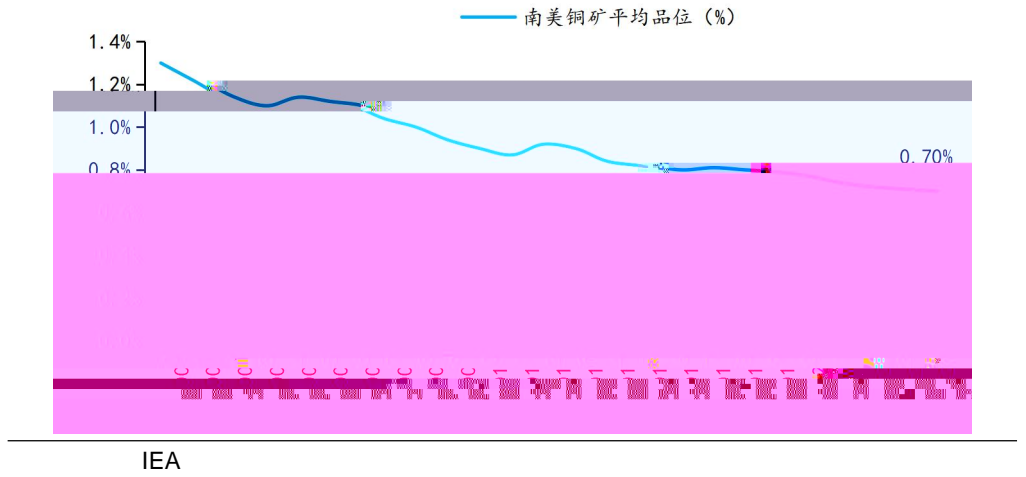


IEA

2024 0.7%

2000 1.3%

' - &\$\$!&\$\$('




*E%,

&\$%+

2014-2024
2024
468 2017 2024 11.26%

(\$

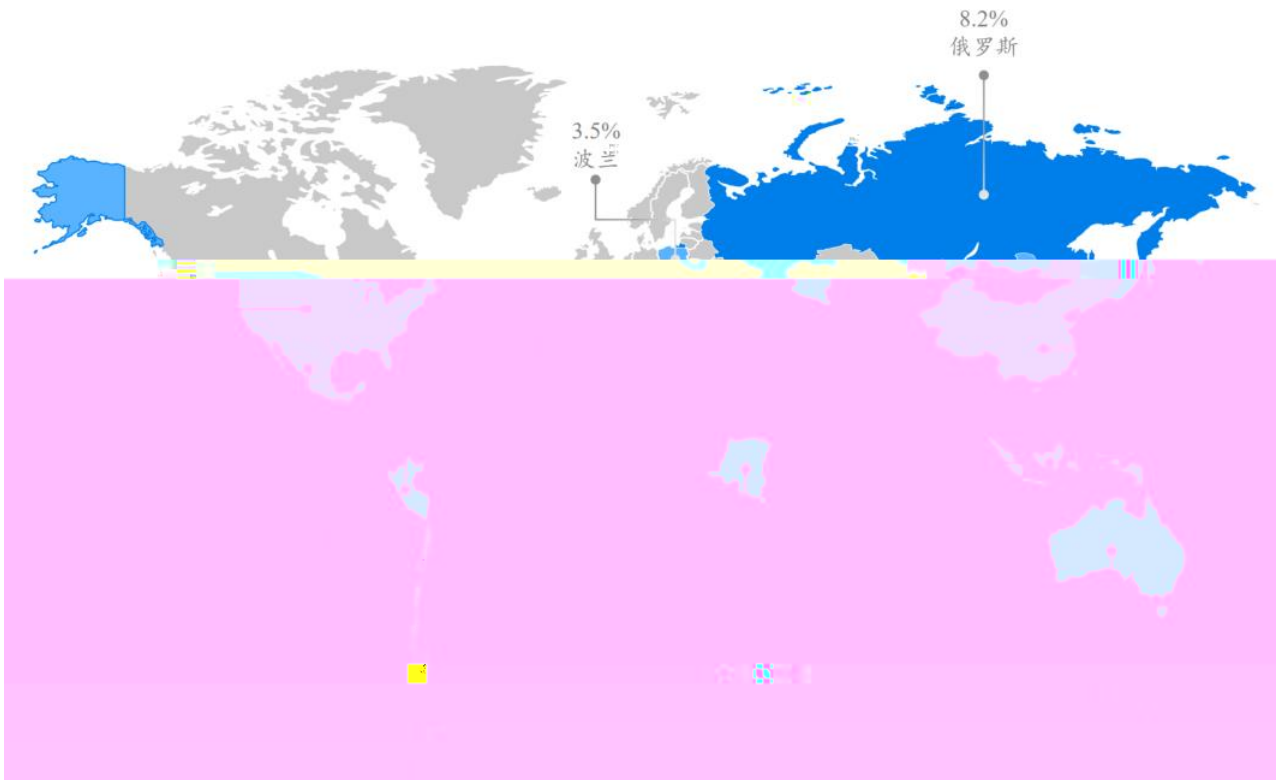
&\$%(I&\$\$('



(% &\$%!&\$&) @A9

(& &\$!(!&\$&(O a a a .

(,



2019年10月10日 星期三 10:00:00

'"&

&\$&))

2026	1	Al acran	2026	2		
			2023	12		Al acran
		Cordoba				
		2026		2		
		Al acran				

(
"

	0.01	0.02	0.04	0.05	0.06	0.08
yoy(%)		91.7%	108.8%	20%	20%	20%
		0.01	0.02	0.02	0.03	0.03
%		63.98%	50.07%	57.03%	54.00%	55.51%

iFind

"&

A

- -

2025-2027

PE 59 47 38

2025

2026 2027

25-30

+

"

"

" "

)'

&\$&* (,

(PE			
	2024	2025E	2026E	2024	2025E	2026E	2027E	2024	2025E	2026E	2027E	
42	7.8	0.0	0.0	0.6	-	-		46	-	-	-	
23	5.9	0.0	0.0	-0.6	-	-		-	-	-	-	
108	5.2	0.0	0.0	1.2	-	-		79	-	-	-	
35	6.5	7.1	7.9	0.8	0.9	1.1	1.4	25	39	33	25	
279	80.3	82.9	92.3	3.7	3.8	4.6	5.6	51	80	61	50	
								50	59	47	38	
58	11.2	9.5	12.1	1.2	1.0	1.5	2.3	37	57	38	25	

iFind

:

\$\$\$(5 \$\$&)9 \$\$&*9 \$\$\$+9

:

\$\$\$(5 \$\$&)9

